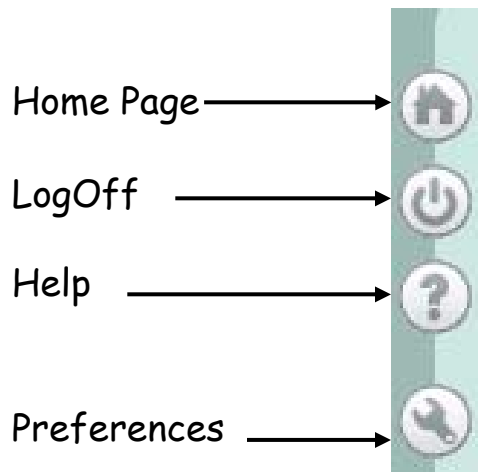



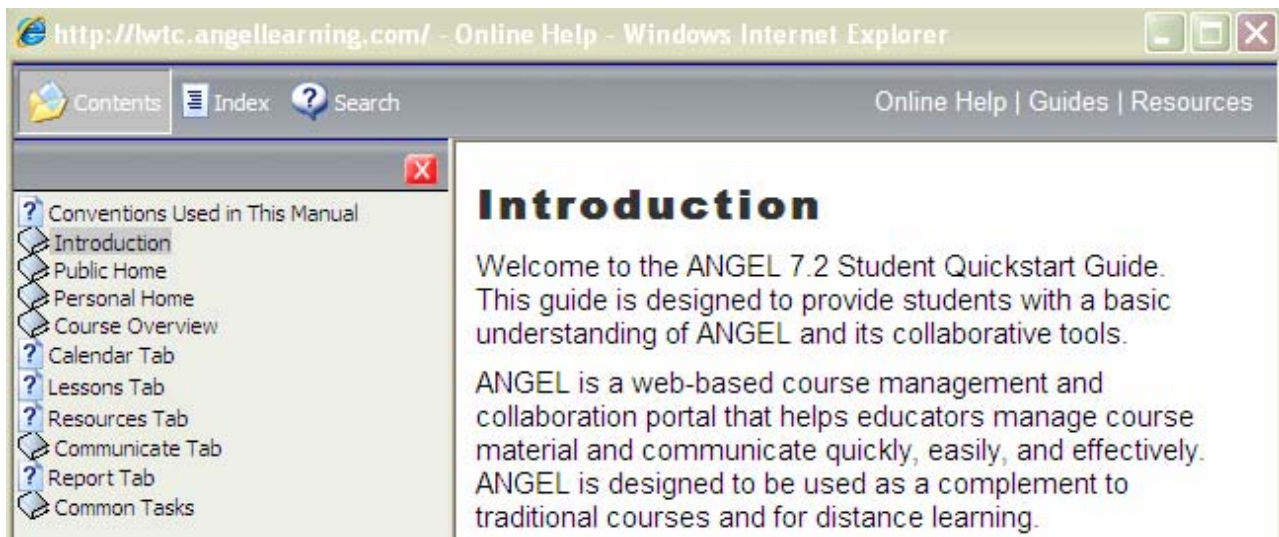
How do I Navigate on the Home Page?

On the left side of the screen you will see a List of Icons. These will guide you in your Angel course.



How to access Angel Documentation?

Click on the Help Icon  to access the Student Quickstart Guide for Angel



The screenshot shows a web browser window with the address bar displaying 'http://lwtc.angellearning.com/ - Online Help - Windows Internet Explorer'. The page has a navigation menu at the top with 'Contents', 'Index', and 'Search' options. The main content area is titled 'Introduction' and contains the following text: 'Welcome to the ANGEL 7.2 Student Quickstart Guide. This guide is designed to provide students with a basic understanding of ANGEL and its collaborative tools. ANGEL is a web-based course management and collaboration portal that helps educators manage course material and communicate quickly, easily, and effectively. ANGEL is designed to be used as a complement to traditional courses and for distance learning.'